



**WICHI ROOFING
X ROLLO 30 M2**
SKU: 09AISL01
Price: \$7,430.14



**BARRERA DE
AGUA Y VIENTO
DURLOCK X 30
M2 AISLANTE**
SKU: 09AISL04
Price: \$10,756.70




**LANA VIDRIO 50
MM S/PA 21,6M2**
SKU: 09LANA01
Price: \$17,473.08




**LANA VIDRIO 50
MM C/PA 21,6M2**
SKU: 09LANA02
Price: \$22,298.98




**LANA VIDRIO
50MM C/ AL
21,6M2**
SKU: 09LANA03
Price: \$22,631.79



**REFLEX FOIL 02
MM S/ALUM 20
M2 (SÓLO AREA
PROFESIONAL)**
SKU: 09REFL00
Price: \$3,960.14



**REFLEX FOIL 05
MM S/ALUM 20
M2 (SÓLO AREA
PROFESIONAL)**
SKU: 09REFL01
Price: \$4,934.51



**REFLEX FOIL 10
MM S/ALUM 20
M2 (SÓLO AREA
PROFESIONAL)**
SKU: 09REFL02
Price: \$7,287.87



**REFLEX FOIL 05
MM ALUMZ. 20
M2 (SÓLO AREA
PROFESIONAL)**

SKU: 09REFL05
Price: \$6,292.21



**REFLEX FOIL
10MM CON
ALUMINIO
ROLLO X 20 M2**

SKU: 09REFL11
Price: \$9,424.67




**RUBEROID
LIVIANO X 40M2
(SÓLO AREA
PROFESIONAL)**

SKU: 09RUBE00
Price: \$6,088.32




**RUBEROID
PESADO NRO. 15
X40M2 (SÓLO
AREA
PROFESIONAL)**

SKU: 09RUBE01
Price: \$8,524.91




**BABETA PREPI
NEGRA 30 X 2,44
(SÓLO AREA
PROFESIONAL)**

SKU: 10BABE11
Price: \$4,465.33



**BABETA
GALVANIZADA
30 X 2,44 (SÓLO
AREA
PROFESIONAL)**

SKU: 10BABE12
Price: \$2,593.09



**BAJADA TIRA
PREP. X 2,44 M**

SKU: 10BAJA00
Price: \$1,417.75



**BANDA
SELLADORA
SINUSOIDAL
(SÓLO AREA
PROFESIONAL)**

SKU: 10BAND00
Price: \$111.87



**BANDA
SELLADORA
T101 INFERIOR
(SÓLO AREA
PROFESIONAL)**

**SKU: 10BAND01
Price: \$133.91**




**BANDA
SELLADORA
T101 SUPERIOR
(SÓLO AREA
PROFESIONAL)**

**SKU: 10BAND02
Price: \$146.37**



**CENEFA TIRA
PREP. X 2,44 M
(SÓLO AREA
PROFESIONAL)**

**SKU: 10CENE00
Price: \$4,880.84**




**CENEFA TIRA
GALV. X 2,44 M
(SÓLO AREA
PROFESIONAL)**

**SKU: 10CENE05
Price: \$2,593.09**



**CENEFA
GRAVILLADA
BOX BARGE 2M**

**SKU: 10CENE10
Price: \$11,964.08**



**CENEFA
GRAVILLADA
DER. 1,22 M
(SÓLO AREA
PROFESIONAL)**

**SKU: 10CENE20
Price: \$7,741.17**



**CHAPA ASF. 0,60
X 1,60 M (SÓLO
AREA
PROFESIONAL)**

**SKU: 10CHAP00
Price: \$2,192.18**



**CHAPA ASF. 0,90
X 2,10 M (SÓLO
AREA
PROFESIONAL)**

**SKU: 10CHAP01
Price: \$4,851.52**



**CHAPA
SINUSOIDAL
PREPINTADA
NEGRA C25 \$ X
METRO LINEAL
(SÓLO AREA
PROFESIONAL)**

SKU: 10CHAP10
Price: \$4,957.18




**CHAPA
TRAPEZOIDAL
T101 NEGRA
(SÓLO AREA
PROFESIONAL)**

SKU: 10CHAP12
Price: \$5,002.38




**CHAPA
SINUSOIDAL
GALVA 27 X MT
(SÓLO AREA
PROFESIONAL)**

SKU: 10CHAP20
Price: \$2,941.41




**CHAPA
POLICARBONATO
SINUSOIDAL
CRISTAL PRECIO
POR METRO
LINEAL (SÓLO
AREA
PROFESIONAL)**

SKU: 10CHAP50
Price: \$2,773.75



**CHAPA LISA
GALVANIZADA
27 (SÓLO AREA
PROFESIONAL)**

SKU: 10CHAP60
Price: \$7,957.58




**CHAPA LISA
PREPINTADA
NEGRA 25 (SÓLO
AREA
PROFESIONAL)**

SKU: 10CHAP70
Price: \$14,920.22











**CUMBRERA LISA
PREP.
0,33X2,44M
(SÓLO AREA
PROFESIONAL)**

SKU: 10CUMB00
Price: \$4,880.84



**CUMBRERA
GALVAN. Nº27 X
2.44 (SÓLO AREA
PROFESIONAL)**


SKU: 10CUMB02
Price: \$2,238.05

 <p>CUMBRERA GRAVILL SHAKE 0,37 M (SÓLO AREA PROFESIONAL)</p> <p>SKU: 10CUMB10 Price: \$3,299.51</p>	 <p>CUMBRERA GRAVILLADA SM 1,22 M (SÓLO AREA PROFESIONAL)</p> <p>SKU: 10CUMB20 Price: \$7,888.60</p>	 <p>LIMAHOYA PREP. X 2,44 M (SÓLO AREA PROFESIONAL)</p> <p>SKU: 10LIMA00 Price: \$6,507.69</p>	 <p>LIMAHOYA GALVANIZADA X 2,44 (SÓLO AREA PROFESIONAL)</p> <p>SKU: 10LIMA01 Price: \$3,457.45</p>
 <p>TEJA GRAVILLADA SM SHAKE X UN (SÓLO AREA PROFESIONAL)</p> <p>SKU: 10TEJA00 Price: \$4,399.18</p>	 <p>TEJA GRAVILLADA SM EDMUND X UN (SÓLO AREA PROFESIONAL)</p> <p>SKU: 10TEJA01 Price: \$4,463.89</p>	 <p>TEJA GRAVILL SM FRANCESA X UN (SÓLO AREA PROFESIONAL)</p> <p>SKU: 10TEJA02 Price: \$4,140.63</p>	 <p>TEJA GRAVILLADA IÑ SHAKE X UN</p> <p>SKU: 10TEJA10 Price: \$6,307.88</p>




**TEJA
GRAVILLADA IÑ
TUDOR X UN
(SÓLO AREA
PROFESIONAL)**

**SKU: 10TEJA11
Price: \$5,929.42**



**TEJA
GRAVILLADA IÑ
CLASSIC (SÓLO
AREA
PROFESIONAL)**

**SKU: 10TEJA13
Price: \$5,929.42**



**TEJA
GRAVILLADA IÑ
BOND X UN
(SÓLO AREA
PROFESIONAL)**

**SKU: 10TEJA20
Price: \$5,806.62**



**SEMI CUBIERTOS
1,20 X 2,40 EX**

**SKU: 11DURL60
Price: \$5,528.52**



**WICHI ROOFING
X ROLLO 30 M2**

**SKU: 09AISL01
Price: \$7,430.14**



**BARRERA DE
AGUA Y VIENTO
DURLOCK X 30
M2 AISLANTE**

**SKU: 09AISL04
Price: \$10,756.70**



**LANA VIDRIO 50
MM S/PA 21,6M2**

**SKU: 09LANA01
Price: \$17,473.08**




**LANA VIDRIO 50
MM C/PA 21,6M2**

**SKU: 09LANA02
Price: \$22,298.98**




**LANA VIDRIO
50MM C/ AL
21,6M2**

**SKU: 09LANA03
Price: \$22,631.79**




**REFLEX FOIL 02
MM S/ALUM 20
M2 (SÓLO AREA
PROFESIONAL)**

**SKU: 09REFL00
Price: \$3,960.14**



**REFLEX FOIL 05
MM S/ALUM 20
M2 (SÓLO AREA
PROFESIONAL)**

**SKU: 09REFL01
Price: \$4,934.51**



**REFLEX FOIL 10
MM S/ALUM 20
M2 (SÓLO AREA
PROFESIONAL)**

**SKU: 09REFL02
Price: \$7,287.87**



**REFLEX FOIL 05
MM ALUMZ. 20
M2 (SÓLO AREA
PROFESIONAL)**

**SKU: 09REFL05
Price: \$6,292.21**



**REFLEX FOIL
10MM CON
ALUMINIO
ROLLO X 20 M2**

**SKU: 09REFL11
Price: \$9,424.67**



**RUBEROID
LIVIANO X 40M2
(SÓLO AREA
PROFESIONAL)**

**SKU: 09RUBE00
Price: \$6,088.32**



**RUBEROID
PESADO NRO. 15
X40M2 (SÓLO
AREA
PROFESIONAL)**

**SKU: 09RUBE01
Price: \$8,524.91**



**BANDA
SELLADORA
SINUSOIDAL
(SÓLO AREA
PROFESIONAL)**

**SKU: 10BAND00
Price: \$111.87**




**BANDA
SELLADORA
T101 INFERIOR
(SÓLO AREA
PROFESIONAL)**

**SKU: 10BAND01
Price: \$133.91**




**BANDA
SELLADORA
T101 SUPERIOR
(SÓLO AREA
PROFESIONAL)**

**SKU: 10BAND02
Price: \$146.37**




**BABETA PREPI
NEGRA 30 X 2,44
(SÓLO AREA
PROFESIONAL)**

**SKU: 10BABE11
Price: \$4,465.33**




**BABETA
GALVANIZADA
30 X 2,44 (SÓLO
AREA
PROFESIONAL)**

**SKU: 10BABE12
Price: \$2,593.09**




**BAJADA TIRA
PREP. X 2,44 M**

**SKU: 10BAJA00
Price: \$1,417.75**



**CENEFA TIRA
PREP. X 2,44 M
(SÓLO AREA
PROFESIONAL)**

**SKU: 10CENE00
Price: \$4,880.84**



**CENEFA TIRA
GALV. X 2,44 M
(SÓLO AREA
PROFESIONAL)**
SKU: 10CENE05
Price: \$2,593.09




**CHAPA
SINUSOIDAL
PREPINTADA
NEGRA C25 \$ X
METRO LINEAL
(SÓLO AREA
PROFESIONAL)**
SKU: 10CHAP10
Price: \$4,957.18




**CHAPA
TRAPEZOIDAL
T101 NEGRA
(SÓLO AREA
PROFESIONAL)**
SKU: 10CHAP12
Price: \$5,002.38




**CHAPA
SINUSOIDAL
GALVA 27 X MT
(SÓLO AREA
PROFESIONAL)**
SKU: 10CHAP20
Price: \$2,941.41



**CHAPA
POLICARBONATO
SINUSOIDAL
CRISTAL PRECIO
POR METRO
LINEAL (SÓLO
AREA
PROFESIONAL)**
SKU: 10CHAP50
Price: \$2,773.75




**CHAPA LISA
GALVANIZADA
27 (SÓLO AREA
PROFESIONAL)**
SKU: 10CHAP60
Price: \$7,957.58



**CHAPA LISA
PREPINTADA
NEGRA 25 (SÓLO
AREA
PROFESIONAL)**
SKU: 10CHAP70
Price: \$14,920.22




**CUMBRERA LISA
PREP.
0,33X2,44M
(SÓLO AREA
PROFESIONAL)**
SKU: 10CUMB00
Price: \$4,880.84




**CUMBRERA
GALVAN. N°27 X
2.44 (SÓLO AREA
PROFESIONAL)**

**SKU: 10CUMB02
Price: \$2,238.05**



**LIMAHOYA PREP.
X 2,44 M (SÓLO
AREA
PROFESIONAL)**

**SKU: 10LIMA00
Price: \$6,507.69**




**LIMAHOYA
GALVANIZADA X
2,44 (SÓLO AREA
PROFESIONAL)**

**SKU: 10LIMA01
Price: \$3,457.45**




**CENEFA
GRAVILLADA
BOX BARGE 2M**

**SKU: 10CENE10
Price: \$11,964.08**




**CENEFA
GRAVILLADA
DER. 1,22 M
(SÓLO AREA
PROFESIONAL)**

**SKU: 10CENE20
Price: \$7,741.17**




**CUMBRERA
GRAVILL SHAKE
0,37 M (SÓLO
AREA
PROFESIONAL)**

**SKU: 10CUMB10
Price: \$3,299.51**




**CUMBRERA
GRAVILLADA SM
1,22 M (SÓLO
AREA
PROFESIONAL)**

**SKU: 10CUMB20
Price: \$7,888.60**




**TEJA
GRAVILLADA SM
SHAKE X UN
(SÓLO AREA
PROFESIONAL)**

**SKU: 10TEJA00
Price: \$4,399.18**



**TEJA
GRAVILLADA SM
EDMUND X UN
(SÓLO AREA
PROFESIONAL)**

**SKU: 10TEJA01
Price: \$4,463.89**



**TEJA GRAVILL SM
FRANCESA X UN
(SÓLO AREA
PROFESIONAL)**

**SKU: 10TEJA02
Price: \$4,140.63**




**TEJA
GRAVILLADA IÑ
SHAKE X UN**

**SKU: 10TEJA10
Price: \$6,307.88**




**TEJA
GRAVILLADA IÑ
TUDOR X UN
(SÓLO AREA
PROFESIONAL)**

**SKU: 10TEJA11
Price: \$5,929.42**



**TEJA
GRAVILLADA IÑ
CLASSIC (SÓLO
AREA
PROFESIONAL)**

**SKU: 10TEJA13
Price: \$5,929.42**



**TEJA
GRAVILLADA IÑ
BOND X UN
(SÓLO AREA
PROFESIONAL)**

**SKU: 10TEJA20
Price: \$5,806.62**



**CHAPA ASF. 0,60
X 1,60 M (SÓLO
AREA
PROFESIONAL)**

**SKU: 10CHAP00
Price: \$2,192.18**



**CHAPA ASF. 0,90
X 2,10 M (SÓLO
AREA
PROFESIONAL)**

**SKU: 10CHAP01
Price: \$4,851.52**



**SEMI CUBIERTOS
1,20 X 2,40 EX**

**SKU: 11DURL60
Price: \$5,528.52**

ÍNDICE

- B**
- BABETA GALVANIZADA 30 X 2,44 (SÓLO AREA PROFESIONAL) 2, 8
 - BABETA PREPI NEGRA 30 X 2,44 (SÓLO AREA PROFESIONAL) 2, 8
 - BAJADA TIRA PREP. x 2,44 m 2, 8
 - BANDA SELLADORA SINUSOIDAL (SÓLO AREA PROFESIONAL) 2, 8
 - BANDA SELLADORA T101 INFERIOR (SÓLO AREA PROFESIONAL) 3, 8
 - BANDA SELLADORA T101 SUPERIOR (SÓLO AREA PROFESIONAL) 3, 8
 - Barrera de Agua y Viento Durlock x 30 m² AISLANTE 1, 6
- C**
- CENEFAS GRAVILLADAS BOX BARGE 2m 3, 10
 - CENEFAS GRAVILLADAS DER. 1,22 m (SÓLO AREA PROFESIONAL) 3, 10
 - CENEFAS TIRAS GALV. x 2,44 m (SÓLO AREA PROFESIONAL) 3, 9
 - CENEFAS TIRAS PREP. x 2,44 m (SÓLO AREA PROFESIONAL) 3, 8
 - CHAPAS ASF. 0,60 x 1,60 m (SÓLO AREA PROFESIONAL) 3, 12
 - CHAPAS ASF. 0,90 x 2,10 m (SÓLO AREA PROFESIONAL) 3, 12
 - CHAPAS LISAS GALVANIZADAS 27 (SÓLO AREA PROFESIONAL) 4, 9
 - CHAPAS LISAS PREPINTADAS NEGRAS 25 (SÓLO AREA PROFESIONAL) 4, 9
 - CHAPAS POLICARBONATOS SINUSOIDALES
 - CRISTAL PRECIO POR METRO LINEAL (SÓLO AREA PROFESIONAL) 4, 9
 - CHAPAS SINUSOIDALES GALVAS 27 x mt (SÓLO AREA PROFESIONAL) 4, 9
 - CHAPAS SINUSOIDALES PREPINTADAS NEGRAS C25 \$ X METRO LINEAL (SÓLO AREA PROFESIONAL) 4, 9
 - CHAPAS TRAPEZOIDALES T101 NEGRAS (SÓLO AREA PROFESIONAL) 4, 9
 - CUMBRERAS GALVAN. Nº27 x 2.44 (SÓLO AREA PROFESIONAL) 4, 10
 - CUMBRERAS GRAVILLADAS SHAKE 0,37 m (SÓLO AREA PROFESIONAL) 5, 10
 - CUMBRERAS GRAVILLADAS SM 1,22 m (SÓLO AREA PROFESIONAL) 5, 10
 - CUMBRERAS LISAS PREP. 0,33x2,44m (SÓLO AREA PROFESIONAL) 4, 9
- L**
- LANAS VIDRIOS 50 mm C/PA 21,6m² 1, 6
 - LANAS VIDRIOS 50 mm S/PA 21,6m² 1, 6
 - LANAS VIDRIOS 50mm C/ AL 21,6m² 1, 7
 - LIMAS HOYAS GALVANIZADAS x 2,44 (SÓLO AREA PROFESIONAL) 5, 10
 - LIMAS HOYAS PREP. x 2,44 m (SÓLO AREA PROFESIONAL) 5, 10
- R**
- REFLEX FOIL 02 mm S/ALUM 20 m² (SÓLO AREA PROFESIONAL) 1, 7
 - REFLEX FOIL 05 mm ALUMZ. 20 m² (SÓLO AREA PROFESIONAL) 2, 7
 - REFLEX FOIL 05 mm S/ALUM 20 m² (SÓLO AREA PROFESIONAL) 1, 7



REFLEX FOIL 10 mm S/ALUM 20 m2
(SÓLO AREA PROFESIONAL) 1, 7
REFLEX FOIL 10mm CON ALUMINIO
ROLLO X 20 m2 2, 7
RUBEROID LIVIANO x 40m2 (SÓLO
AREA PROFESIONAL) 2, 7
RUBEROID PESADO NRO. 15 X40m2
(SÓLO AREA PROFESIONAL) 2, 7

S

SEMI CUBIERTOS 1,20 X 2,40 EX 6, 12

T

TEJA GRAVILL SM FRANCESA x un
(SÓLO AREA PROFESIONAL) 5, 11

TEJA GRAVILLADA IÑ BOND x un (SÓLO
AREA PROFESIONAL) 6, 11
TEJA GRAVILLADA IÑ CLASSIC (SÓLO
AREA PROFESIONAL) 6, 11
TEJA GRAVILLADA IÑ SHAKE x un 5, 11
TEJA GRAVILLADA IÑ TUDOR x un
(SÓLO AREA PROFESIONAL) 6, 11
TEJA GRAVILLADA SM EDMUND x un
(SÓLO AREA PROFESIONAL) 5, 11
TEJA GRAVILLADA SM SHAKE x un
(SÓLO AREA PROFESIONAL) 5, 11

W

WICHI ROOFING x ROLLO 30 m2 1, 6